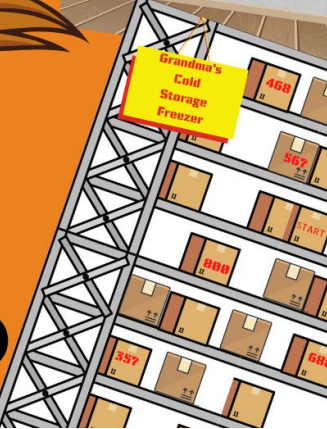




# THE GREAT TURKEY ESCAPE!



...my family and dear friends  
 ...I am honorEd and blessed to  
 ...ave in my Life. May this holiday  
 season bring you Love to your  
 heart, renewed health to your  
 body, and peace and joy in your  
 home throughout the new year.



**PRINTABLE ESCAPE ROOM  
 NO LOCKS OR INTERNET NEEDED**

# Prepare the Escape Room

**First time player? Check out this quick video on Setup and How to Play!**

<https://youtu.be/cXyf6xxmZ7o> (Link to video also in email received after purchase)

## Setup Instructions

1. Print all pages.
2. Cut the top from each **Clue** (pages with blue cut line at top). Tape the top piece to the front of an envelope. Put the bottom piece inside that **SAME** envelope and seal. Place randomly around the room. You will have 12 total clue envelopes.
3. Tape **Wall pictures** ▲ (blue triangle in top right corner of page) on the wall randomly around the room.
4. Place **Floor clues** ★ (gold star in top right corner of page) randomly around room.
5. Place scissors, tape and pencils out.

For Extra Fun:

- For one/several of the clues, use a luggage lock: set it to the answer code and place the clue in a locked box instead of an envelope.
- Place fun Thanksgiving appetizers around the room for players to snack on

## To play:

1. Give the **Enter the Room** page to the players.
2. Give the **Lockmaster, Hints** and **Detailed Solutions** pages to the player chosen to be lockmaster. Nobody else should see them!

One-two player/ No Lockmaster version: Place Hints page on top of Lockmaster page and Detailed Solutions page. When you think you have the solution, check the Hints to make sure you are on the right track before checking the Lockmaster answer page.





# ENTER THE ROOM... IF YOU DARE!

**First**, choose a player to be Lockmaster. The Lockmaster confirms if your answer codes for each envelope are correct. They can also give you hints and detailed solutions.

**How to Play:** The introduction story below gives hints to where two clues are. Each of those clues starts a path of clues. Find these clues first! Solving each clue will yield a code. When you figure out the code, look for an envelope with a picture matching the clue you solved. Write the code on the red blanks and show the Lockmaster. Both the code and the envelope must be correct. If the code is correct, you can open the envelope to reveal the next clue on that path. When you reach the envelope with TWO codes (like a lockbox with two padlocks), you are at the end of that clue path. Complete the other clue path and you'll have both codes to open that envelope, which contains the final challenge that ALL players will complete. Each clue in the escape room is only used once.

**YOU'RE A TURKEY.  
AND, SADLY FOR YOU,  
IT IS THANKSGIVING DAY.**

**YOU'RE IN A SECURED STORAGE UNIT AND  
SEE A SAFE AND CORN FIELD CALENDAR IN  
THE ROOM. IN AN HOUR, GRANDMA WILL  
MAKE YOU THE SEASONED, STUFFED AND  
ROASTED STAR OF HER THANKSGIVING FEAST!**

**IS THERE ANYTHING IN THIS  
STORAGE UNIT THAT CAN HELP  
YOU GET THE CODE ON THE DOOR  
LOCK BEFORE YOUR TIME IS UP?**


















**TOP SECRET**

# Lockmaster















Each envelope in the room has a clue inside. The picture on the envelope matches your answers. There are TWO paths of clues, so players can split up to solve. **Both the code AND the envelope picture must match!**

**If players are lost at the start of the game, direct them to papers on the floor: one with a corn field (starts clues 1-6) and a safe with a wreath next to it (start clues A-F).**

Clue	Answer	How to solve
1 	9 4 8	The capitalized words are colors- look for corn in the colors Blue, Red and Yellow and unscramble their letters
2 	4 9 5 2	Numbers passed to exit the maze are the code
3 	1 7 3	The first letter of each line spells the numbers of the code.
4 	6 8 8	Read the backwards words and on "Grandma's Cold Storage Freezer" begin at START and go directions given
5 	0 2 4 7	Create woven placemat and read "To avoid certain disaster use the code of zero two four seven."
6 	5 1 9	Capital letters spell YELLOW. Read yellow letters "five one nine"
A 	2 1 4 1	Count how many leaves around the room match the shape of each of the four black leaf shapes that fell off the wreath.
B 	2 4 2 4	Decode answers using wall decoder: "It had twenty-four carrots." "Add two extra turkey legs when it's in the oven." "On Election Day, you get a turkey for four years."
C 	3 2 2	Fill in sudoku boxes. Yellow boxes are the answer. Order of digits is on the sticky note of each sudoku.
D 	3 6 8 0	Find numbers on ingredients in recipe order: Pumpkin-3, spices (in recipe order): cinnamon-6, nutmeg-8, pie crust-0
E 	9 5 1 7	Find how many of each item on wall Eye Spy picture: Pie-9, Apple-5, Carrot-1, Turkey- 7
F 	1 8 7	Find misspelled words, the extra letters spell "one eight seven"
Final: Open with codes from 6 & F	 Final Challenge	All players answer trivia questions and player with most correct answers gets to open the final envelope.







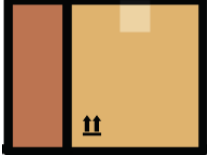

# Hints!

Clue	Hint
1 	The white writing around the edges of the page has three capitalized words that are colors. The calendar is all about corn. Look for corn in those colors!
2 	Keep track of the numbers you pass as you find the center of the maze. Going through 4 is the first number you reach. The maze goes down, then right and up before going left into the center of the maze.
3 	Look at the first letter of each line!
4 	Read the backwards words and circle all of the directional words (up, down, left, right). Find the boxes on “Grandma’s Cold Storage Freezer”, begin at the box labeled START, then follow the directions you circled from start to the end.
5 	First, cut the clue you opened along the black lines but not past the red line. <b>**If you accidentally cut too far, use tape to fix it! **</b> Next, find the rainbow-like paper on the wall and cut out each color strip. Put them in numerical order. Next, take the 1st strip and make sure it goes OVER the “T” on the white paper and then continue weaving it under and over each strip. The first line should now read “To avoid”. For the 2 <sup>nd</sup> strip, make sure to go UNDER first and continue going over and under. Continue this pattern to weave a placemat!
6 	Look closely to read the capital letters. They tell you what to focus on! They can be hard to see- look for letters that are taller than they are in other places.
A 	Each of the four black leaf shapes match leaves around the room. Can you find how many of each shape there are? The order is the black shapes left to right. Color doesn’t matter.
B 	Use the wall decoder to figure out what each answer is. Then look for the numbers in the answers!
C 	Three of the sticky notes have a sudoku puzzle. Solve it by adding numbers 1-4 so that each of the four squares inside the puzzle have numbers 1-4 in them and ALSO so that each horizontal and diagonal line of numbers has numbers 1-4. Start by looking at a line that has most of the numbers already filled in.
D 	Find ingredients around the room and put them in the exact order on the recipe. For example, to add spices, add them in the same order on the list of ingredients. Once they’re in order, look carefully to see if you can find numbers!
E 	Find the Eye Spy picture on the wall and see how many each there are of the four images on the burned paper.
F 	Find the extra letters in the list of dishes. These extra letters spell the code!



# Detailed Solutions

If players look lost at the start, direct them to clue papers on the floor:  
one with a corn field (starts clues 1-6) and a safe with a wreath next to it (start clues A-F).

Clue	Detailed solution	
<p>1</p> 	<p>Read the white writing round the edges of the page. The three capitalized colors are the three colors of corn to look for around the room: Blue, Red and Yellow. There are letters on each ear of corn that need to be unscrambled. Blue unscrambles to nine, Red unscrambles to four and Yellow unscrambles to eight. The code is 948 and matches an envelope with a roof in a cornfield like on the clue.</p>	
<p>2</p> 	<p>Keep track of numbers you pass to reach the center of the acorn. The numbers passed are 4, 9, 5 and 2. The code is 4952 and matches an envelope with an acorn on it like on the clue.</p>	
<p>3</p> 	<p>The first letters of each line spell the numbers one seven three. The code is 173 and matches an envelope with a book like on the clue.</p>	
<p>4</p> 	<p>The mirror image of the backwards words says: “When a turkey is <b>left</b> to his own devices, you’ll never know what will turn <b>up</b> and if your farm will be all <b>right</b>. <b>Right</b> away, he’ll probably make his way <b>down</b> the road without telling you he <b>left</b> to visit his friends and gobble <b>down</b> the day away on tasty corn and bugs. At least that’s what you are <b>left</b> to think! Ducks and geese find themselves herded <b>down</b> towards the farmers house in hopes that they will make a good Thanksgiving meal and <b>left</b> - overs. And when the sun sets, he’ll wander back <b>down</b> to his house <b>right</b> where he belongs. and nobody really knows what he did, <b>right</b>?” The clue shows metal framework that matches the wall picture with “Grandma’s Cold Freezer Storage” and the clue also says what DIRECTION is this heading. This is a clue that direction is important! Beginning with the START box, follow the directional cues (in bold above) to reach the final box labeled 688. The code is 688 and matches an envelope with a box like those on the shelves of “Grandma’s Cold Freezer Storage”.</p>	
<p>5</p> 	<p>First, cut the clue you opened along the black lines. There will be lots of hanging strips. Next, find the rainbow-like paper on the wall and cut out each color strip. Put them in numerical order. Next, take the first strip and make sure it goes OVER the T on the white paper and then continue weaving it over and under each strip. The first line should now read “To avoid”. For the 2<sup>nd</sup> strip, make sure to go UNDER first and continue going over and under. Continue this pattern with all of the strips. When complete, it will read “To avoid certain disaster use the code of zero two four seven.” The code is 0247 and matches an envelope with a placemat picture on it.</p>	



<p>6</p> 	<p>Capital letters spell YELLOW. Read yellow letters “five one nine” The code is 519 matching a picture of a greeting card and is one of two codes needed to open the envelope. **At this point, players have reached an envelope that requires TWO codes to open. If they don’t have both codes, they need to solve the other clue line that begins with a picture of a safe next to a wreath**</p>
<p>A</p> 	<p>Each of the four black leaf shapes match leaves around the room. Players must count how many leaves around the room match the shape of each of the four black leaf shapes that fell off the wreath. The color is not important, just the shape. In the order of the shapes on the clue, the count of leaves is 2 1 4 1. The code is 2141 and matches an envelope with a wreath on it like on the clue.</p>
<p>B</p> 	<p>There is a decoder on the wall with the same paper background. Use this to decode the answers for each pun: “It had <b>twenty-four</b> carrots.” “Add <b>two</b> extra turkey legs when it’s in the oven.” “On Election Day, you get a turkey for <b>four</b> years.” The numbers in the answers are the code! The code is 2424 and matches an envelope with a turkey like on the clue.</p>
<p>C</p> 	<p>There are three sudoku puzzles for players to solve. To solve each, players fill in numbers 1-4 in each of the four boxes within each puzzle as well as fill in numbers 1-4 in each of the diagonal and horizontal lines in the puzzle. For each one, look first to where most of the numbers are already filled in, so logically you know which number to add. This is a chain reaction of adding numbers where most are already filled in. The yellow box in each of the puzzles is the code number they’ll need. To know which order to put the code numbers in, look at the large sketched number on each sticky note. The answers are 1<sup>st</sup>=3, 2<sup>nd</sup>=2, 3<sup>rd</sup>=2. The code is 322 and matches an envelope with a sticky note countdown to Thanksgiving like on the clue.</p>
<p>D</p> 	<p>Clue says to make the pie in perfect order, so players must find ingredients around the room and put them in the <u>exact</u> order on the recipe. For example, to add spices, add them in the same order on the list of ingredients. The order is pumpkin, milk, eggs, cinnamon, ginger, salt, pie crust. Look for numbers on the ingredients- not all have a number. Pumpkin-3, cinnamon-6, nutmeg-8, pie crust-0. The code is 3680 and matches an envelope with cinnamon sticks and spice seeds like below the recipe.</p>
<p>E</p> 	<p>The burned paper says “refully look” which you can guess to mean “carefully look”. This is a clue to find the Eye Spy page on the wall. There are four items on the burned paper. Find how many of each item are on wall Eye Spy picture: Pie-9, Apple-5, Carrot-1, Turkey- 7. The code is 9517 and matches an envelope with the framed baked turkey.</p>
<p>F</p> 	<p>Players can notice the oddly misspelled words. Looking carefully, you can see that the extra letters in the list of dishes for a Thanksgiving spell numbers. They spell: one, eight, seven. The code is 187 and matches an envelope with rolls like on the clue. **At this point, players have reached an envelope that requires TWO codes to open. If they don’t have both codes, they need to solve the other clue line that begins with a calendar cover on the floor with a picture of a corn field on it. **</p>
<p>FINAL</p> 	<p>The final challenge is a trivia challenge! The player with the most correct answers gets to open the final envelope!</p>



★ did you know Blue corn is a healthier option than other corn?

i Red that it contains more of the amino

# CORN FIELD

# OF THE

# MONTH

# CALENDAR


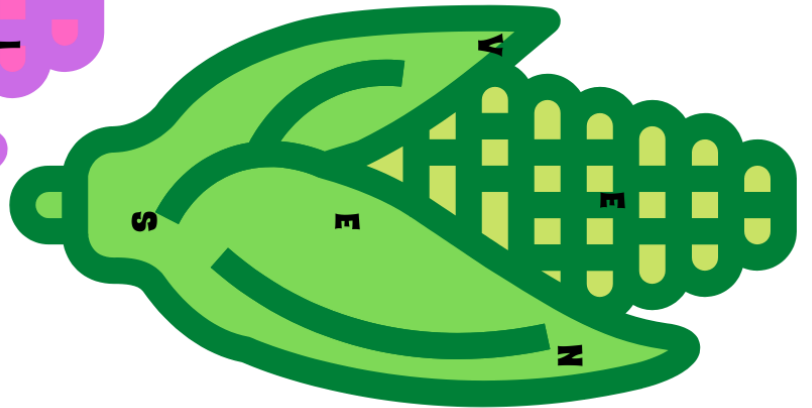
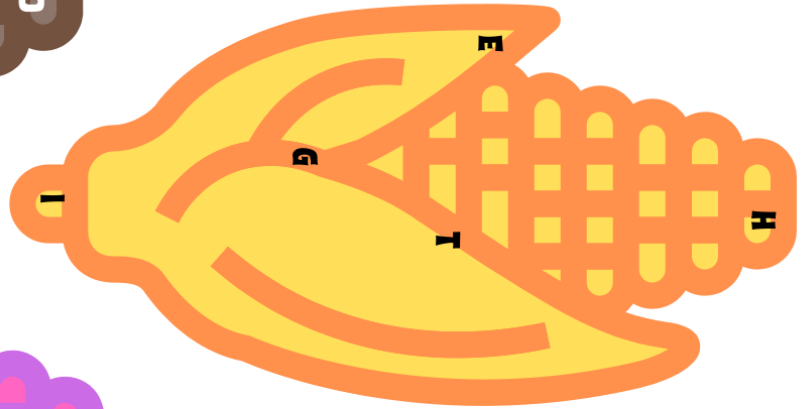



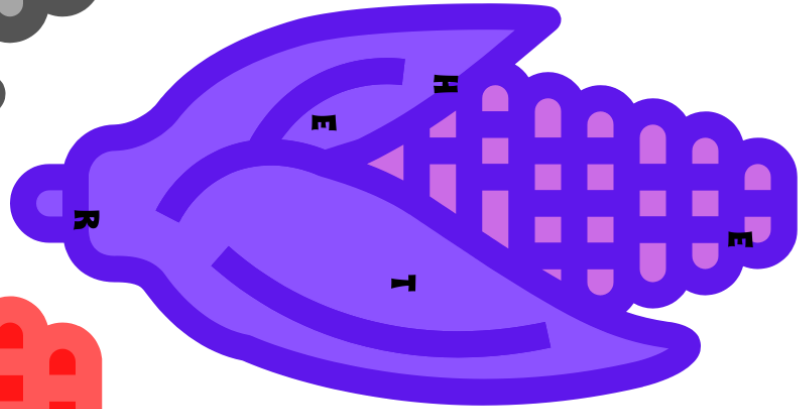
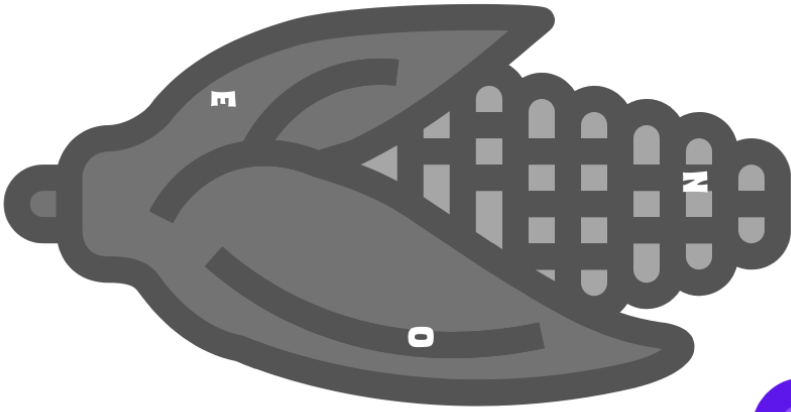
acid lysine and the antioxidant anthocyanin than "regular"

Yellow corn.





SETUP: Cut out corn and tape up randomly around the room







The calendar opened a box with an acorn inside! This will be a tough nut to crack!







The key in the acorn unlocks an old, secret....joke book?

## turkey jokes

ONLY ONE THING TO CALL A RUDE TURKEY:

NOTHING BUT A JERK-EY!

EVERY THANKSGIVING TURKEYS AND PEOPLE ARE THE SAME:

STUFFED!

EVER WONDER WHY A TURKEY CROSSES THE ROAD?

VERY LIKELY BECAUSE HE WANT'S TO PROVE HE'S NOT CHICKEN!

EAGER TURKEYS CAN'T PLAY BASEBALL FOR ONE REASON:

NO MATTER WHAT THEY ONLY HIT FOWL BALLS!

THE TURKEY WAS ALLOWED TO JOIN THE BAND FOR WHAT REASON?

HE HAD HIS OWN DRUMSTICKS!

RUNNING TURKEYS ARE CALLED WHAT?

EXTRA FAST FOOD!

EVERY TIME I TRY TO STOP EATING LEFTOVERS I JUST CAN'T GO COLD TURKEY.



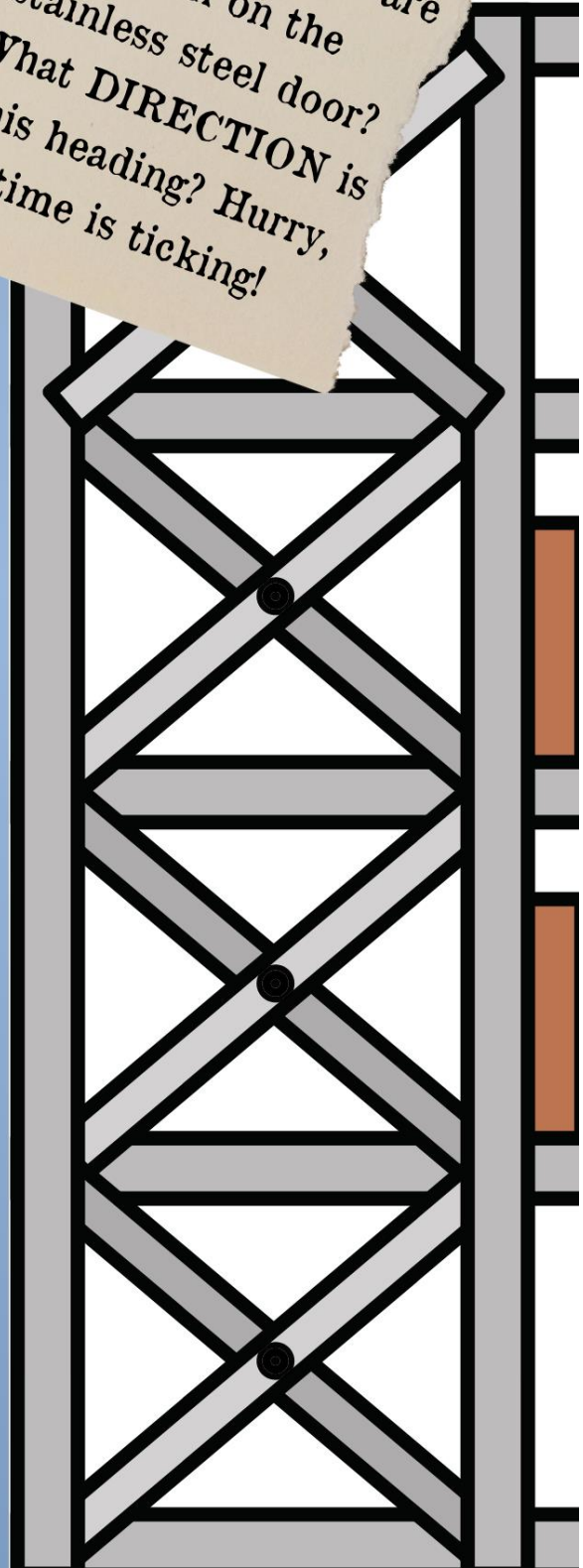


What fowl secrets are hidden on the stainless steel door? What **DIRECTION** is this heading? Hurry, time is ticking!

When a truck is left to his own devices, you'll never know what will turn up and if your farm will be all right.

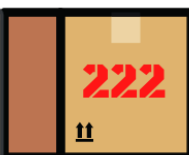
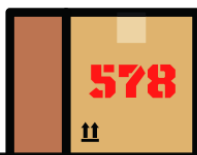
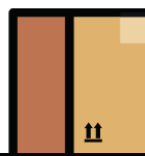
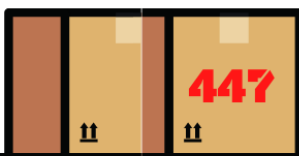
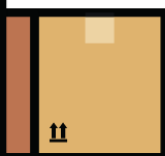
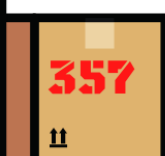
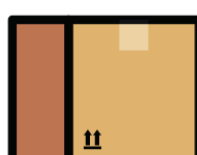
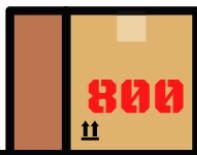
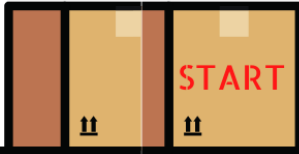
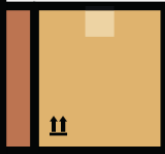

Right away, he'll probably make his way down the road without telling you he left to visit his friends and popple down the bay away on fast corn and pigs.

At least that's what you are left to think! Ducks and geese find themselves herded down towards the farmers' house in hopes that they will make a good Thanksgiving meal and left - over. And when the sun sets, he'll wander back down to his horse right where he belongs and nobody really knows what he did, right?

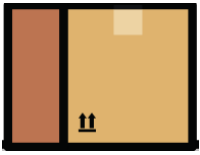




**Grandma's  
Cold  
Storage  
Freezer**







Grandma's woven placemat holds the answer you seek! Cut along the black lines, but DON'T cut past the red line below! Then find and cut rainbow strips and weave them into this page!

T	Y	E	V	I	I	T	
H	E	A	L	I	P		
D	U	S	T	S	E	E	K
A	S	K	P	H	O		
C	O	D	Y	O	F	T	
M	E	L	O	W	T	V	O
F	L	U	B	O	O	N	E
P	E	T	E	R	I		



7 → N O T R O A N D

6 → Z U R G A W E

5 → P O R E B O L

8 → S U V U N D R

OVER FIRST  
2 → C U R T A I N S

4 → U T E S T E E P

UNDER FIRST  
1 → T O P A Z O D D

3 → S I T A N T O R





**GRANDMA HID ONE OF THE CODES TO ESCAPE IN HER THANKSGIVING GREETING CARD!**

 to all my family and dear friends  
that I am honorEd and blessed to  
have in my Life. may this holiday  
season bring you Love to your  
heart, renewed health to your  
body, and peace and joy in your  
home throughout the new year.





**Must have TWO  
codes to open!**

Setup: Include this page and the next page (has a red box around a numbered list) in the SAME envelope. Cut off these instructions so players don't see them.

**WITH BOTH CODES NEEDED TO ESCAPE, YOU FINALLY OPEN THE  
DOOR...TO HEAR GRANDMA'S FOOTSTEPS! CAN YOU ESCAPE?**

**PROVE HOW BIG YOUR BIRD BRAIN IS!**



Each player needs a paper and something to write with.

All players write down their answers to the questions below- no sharing answers! Then, read the answers on the next page to see who has the most answers correct!

The winner of this final challenge gets to open the last envelope!



1. Name 3 food items they actually feasted on at the first Thanksgiving:
2. Thanksgiving is not just a holiday for Americans. What other country celebrates it?
3. How many pounds was the biggest pumpkin pie ever baked?
4. What president made Thanksgiving into a national holiday?
5. Where do turkeys sleep?
6. How fast can turkeys run?
7. What is the skin dangling from the turkey called?
8. What are male turkeys called?
9. What are female turkeys called?
10. What was the first meal on the moon?
11. Can all turkeys fly?
12. What month is National Turkey Lovers Month?
13. How much does an average male turkey weigh, in pounds?
14. How much does an average female turkey weigh, in pounds?
15. What is a baby turkey called?



**THESE ARE THE ANSWERS TO THE FINAL CHALLENGE.  
DO NOT READ THEM UNTIL ALL PLAYERS HAVE  
FINISHED WRITING DOWN THEIR ANSWERS!**



1. They likely ate a stew made of corn, roots, beans, squash and various meats along with other local food like clams, lobsters, eels, cod, onions, turnips and greens like spinach and chard.
2. Canadians also celebrate Thanksgiving, but on the second Monday in October.
3. The largest pumpkin pie ever baked was 2,020 pounds and 12ft long. It used 900 pounds of pumpkin, 62 gallons of evaporated milk, 155 dozen eggs, 300 pounds of sugar, 3.5 pounds of salt, 7 pounds of cinnamon, 2 pounds of pumpkin spice and 250 pounds of crust.
4. In 1863, President Abraham Lincoln made Thanksgiving a national holiday.
5. Turkeys spend their nights roosting in the trees!
6. Turkeys can run up to 20 miles per hour.
7. The skin hanging down is called a "wattle."
8. Male turkeys are called a "tom."
9. Female turkeys are hens. They don't "gobble," they "cackle" instead.
10. When Nell Armstrong and Edwin Aldrin ate their first meal on the moon, they had foil packets of roasted turkey with all of the trimmings.
11. No. Domesticated turkeys cannot fly. Wild ones can fly short distances.
12. June is National Turkey Lover's Month.
13. They weigh 16-22 pounds.
14. 8-12 pounds.
15. They are called "pouls" and eat berries, seed and insects, while adults can eat more variety, even small reptiles!








Looks like **Grandma** has a **safe** in here!  
Can **you** discover what **secrets** it holds?





Setup: Cut out leaves and tape up randomly around the room





The safe reveals an old paper with unfinished Thanksgiving puns.  
Can you decode to reveal the answers and see the code?

# Punny Funnies

Why was the Thanksgiving soup so expensive?

--- --  
AU TPW URGBUJ ZSMC LPC CSUK



**WANT TO REALLY FREAK SOMEONE OUT?**

--- --  
PWW URS GVUCP UMCXGJ EGIK RTGB

--- --  
AUK AB UTG SHGB



What's the difference between Election Day and Thanksgiving?

--- --  
SB GEG LUISB WPJ JSM IGU P UMCXGJ

--- --  
ZSC ZSMC JGPK






Grandma's  
Punny  
Decoder

i n r b l q e v g y s c u j z a m w o h t x d k p f  
A B C D E F G H I J K L M N O P Q R S T U V W X Y Z







THE CODE FROM THE PUNS OPENED A DOOR INTO A SMALL WORK AREA! EXPLORE THIS CORK BOARD ABOVE THE DESK.

3

			3
	1		4
4	2	3	1
1	3	4	2



I LOVE MATH!

1

4	3		
1	2	3	
		2	
2	1		

FILL THE GRID WITH THE NUMBERS 1 TO 4 IN SO THAT EACH NUMBER IS ONLY USED ONCE IN EACH ROW, COLUMN AND REGION (MARKED 2 BY 2 BLOCK).



	2	4	
3			
	3	2	
	1	3	4

2



DAYS UNTIL THANKSGIVING

0





**MAKING THE PERFECT PUMPKIN PIE IN THE PERFECT ORDER WILL REVEAL YOUR GRANDMA WON'T BE LONG! NEXT COBE! HURRY, ORDER WILL REVEAL YOUR GRANDMA WON'T BE LONG!**

## Perfect Pumpkin Pie



The one and only! EAGLE BRAND® makes this traditional dessert the perfect ending to a Thanksgiving feast.

**Prep:** 15 mins

**Cook:** 55 mins

**Total:** 1 hr 10 mins

**Servings:** 8

**Yield:** 1 - 9 inch pie



### Ingredients

- 1 (15 ounce) can pumpkin
- 1 (14 ounce) can EAGLE BRAND® Sweetened Condensed Milk
- 2 large eggs
- 1 teaspoon ground cinnamon
- ½ teaspoon ground ginger
- ½ teaspoon ground nutmeg
- ½ teaspoon salt
- 1 (9 inch) unbaked pie crust

### Directions

#### Step 1

Preheat oven to 425 degrees F. Whisk pumpkin, sweetened condensed milk, eggs, spices and salt in medium bowl until smooth. Pour into crust. Bake 15 minutes.

#### Step 2

Reduce oven temperature to 350 degrees F and continue baking 35 to 40 minutes or until knife inserted 1 inch from crust comes out clean. Cool. Garnish as desired. Store leftovers covered in refrigerator.

### Nutrition Facts

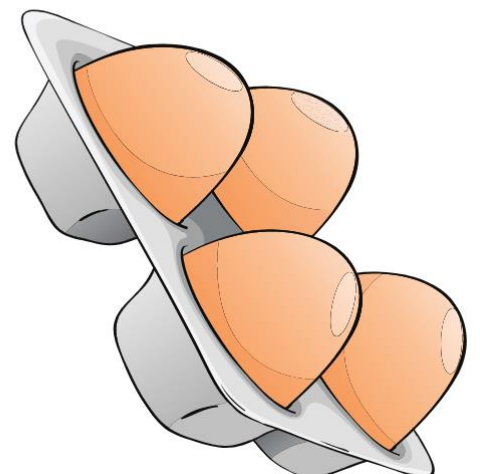

#### Per Serving:

379 calories; protein 5.9g 12% DV; carbohydrates 30.5g 10% DV; fat 14.3g 22% DV; cholesterol 64mg 21% DV; sodium 352.1mg 14% DV.





Setup: Cut out ingredients and tape up randomly around the room








**AFTER DISCOVERING THE SECRETS OF GRANDMA'S PERFECT PIE, YOU SEE A BURNED SCRAP OF PAPER ON THE FLOOR! PERHAPS IT CAN OPEN THE TOP CABINET LOCK IN THIS FREEZING ROOM!**







# EYE SPY...







# Traditional Southern *thanksgiving*



- Herbed Roasted Turkey
- Baked Mac and Cheese
- Candied Yams
- Collard Greens
- Devilled Eggs
- Mashed Potatoes
- Cornbread Dressing
- Creamed Corn
- Dinner Rolls
- Gravy
- Apple Pie
- Sweet Potato Pie
- Red Velvet Cake
- Pecan Pie





**To be opened by the winner of the FINAL CHALLENGE!**

**CONGRATULATIONS!**

**You've proven your pluck  
and flew the coop in a  
Great Escape! Your logic,  
quick thinking and  
teamwork have set you  
free to roam!**

**May you always roost in a  
lush wooded forest with  
endless fruits and nuts!  
(And also...may Grandma's  
table always be filled with  
roasted duck or chicken!)**